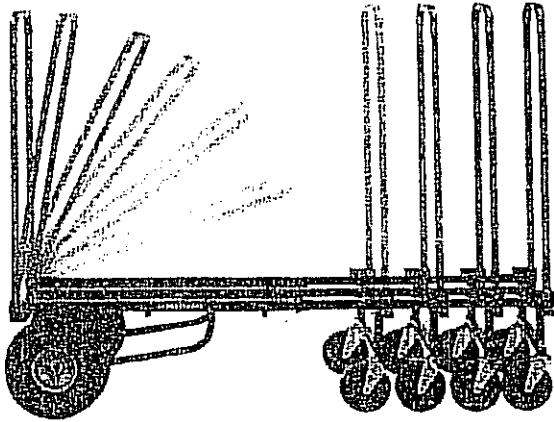


Multi-Cart®



Owner's Manual

Professional 8-In-1 Equipment Carts

Congratulations on your purchase of Multi-Cart, the most highly acclaimed and innovative cart or dolly ever. Although extremely easy to use, Multi-Cart's patented and ingenious design operates on a different principle than typical carts and dollies. To obtain maximum performance from your Multi-Cart, we recommend that you read the owner's manual thoroughly.

U.S. Patent # 5,228,716 • 5,476,282 & Pats. Pend.

4 Models Available

MAX(R10)- Frame telescopes 34" – 52" in length with 32" foldable sides to stack loads high. 10" x 3.0" pneumatic rear wheels and 5" x 1.25" front swivel casters. Load capacity: 500 lbs. Weights: 31 lbs.

MID (R8)- Identical to MAX except with 8" X 2.50" pneumatic rear wheels resulting in 20% smaller storage footprint than MAX. Load capacity: 500 lbs. Weight: 29 lbs.

MINI (R6)- Frame telescopes from 28" – 42.5 in length with 24" foldable sides. 8" x 2.50" pneumatic rear wheels and 4" X 1.0" front swivel casters. Load capacity: 500 lbs. Weight: 23 lbs.

MICRO (R2)- RNR'S smallest model expands from 26"-39" in length with 25/18 (front/rear) foldable sides. 6" x 1.50" rear wheels and 4" x 1.0" front swivel casters. Load capacity: 350 lbs. Weight: 17 lbs

Each Rock N' Roller shipping box should contain a frame and the following parts:

Model R10/R8/R6:

- (2) 10" x 3.0" (250 mm x 75 mm) pneumatic wheels (R10)
- (2) 8" x 2.5" (200 mm x 63 mm) pneumatic wheels (R8/R6)
- (2) 5" x 1.25" (125 mm x 32 mm) stem casters (R10/R8)
- (2) 4.0" x 1.0" (100 mm x 25 mm) stem casters (R6)
- (2) 12 mm flat washers
- (5) 1" (25 mm) square plastic endplugs (installed)
- (13) 3/4" (20 mm) square plastic endplugs (installed)
- (2) 1.0 cotter pins
- (2) 20 mm flat washers
- (1) Owner's manual

Model R2

- (2) 6" x 1.50" (150 mm x 37 mm) wheels
- (2) 4.0" x 1.0" (100 mm x 25 mm) stem casters
- (2) 12 mm flat washers
- (2) 12 mm nylon lock nuts
- (4) 1" (25 mm) square plastic endplugs (installed)
- (12) 3/4" (20 mm) square plastic endplugs (installed)
- (2) 30 mm pushnuts
- (1) Owner's manual

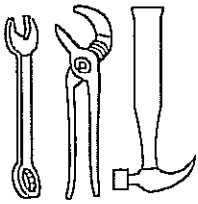
Multi-Cart®

Assembly Instructions

U.S. Patent # 5,229,716 • 5,476,282 & Pats. Pend.

Recommended tools for assembly

- hammer
- 'channel lock' pliers
- 19mm box end wrench, or socket



1

ALL MODELS

Attach front swivel casters as shown in Figure 1. While tightening lock nuts for swivel casters, grip bearing cap with channel lock pliers or pipe wrench to keep threaded stem from turning.

Check lock nut tightness on caster stems periodically.

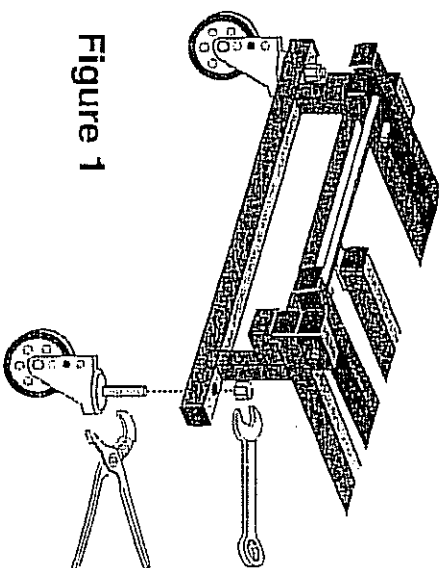


Figure 1

2

MODEL R6 / R8 / R10

Attach pneumatic rear wheels as shown in Figure 2. Install cotter pins and bend ends outward. It is recommended to lubricate rear axles with light grease before installing. Maintain tire pressure at 25 - 30 p.s.i.

Check tire pressure periodically.

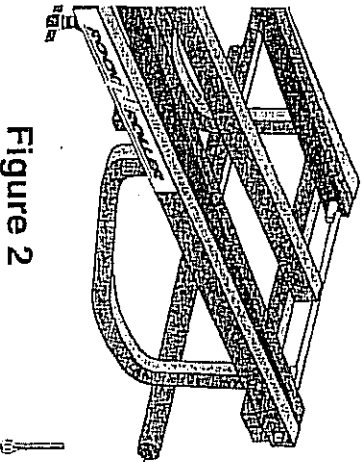


Figure 2

3

MODEL R2

Firmly hammer pushnut onto the axle end. It is recommended to lubricate rear axles with light grease before installing.

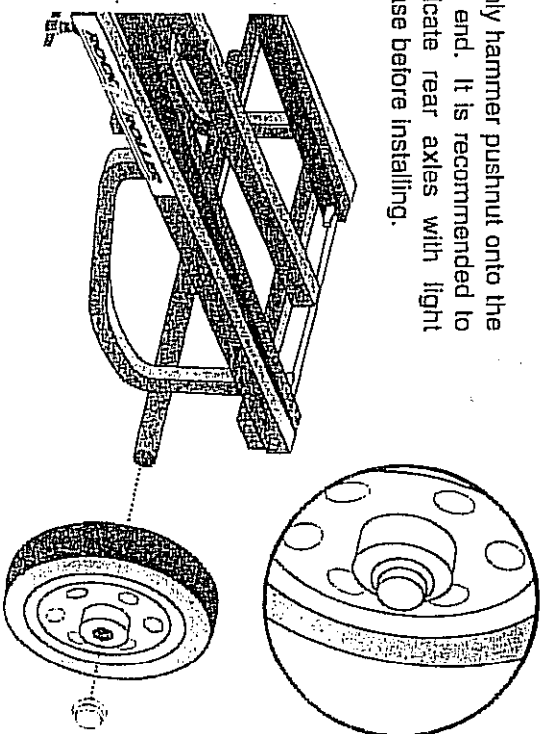


Figure 3

4

ALL MODELS

Firmly press down on release while raising other end of foldable side as shown in Fig. 4. Raise side to upright position until it locks into place. Repeat with other foldable side.


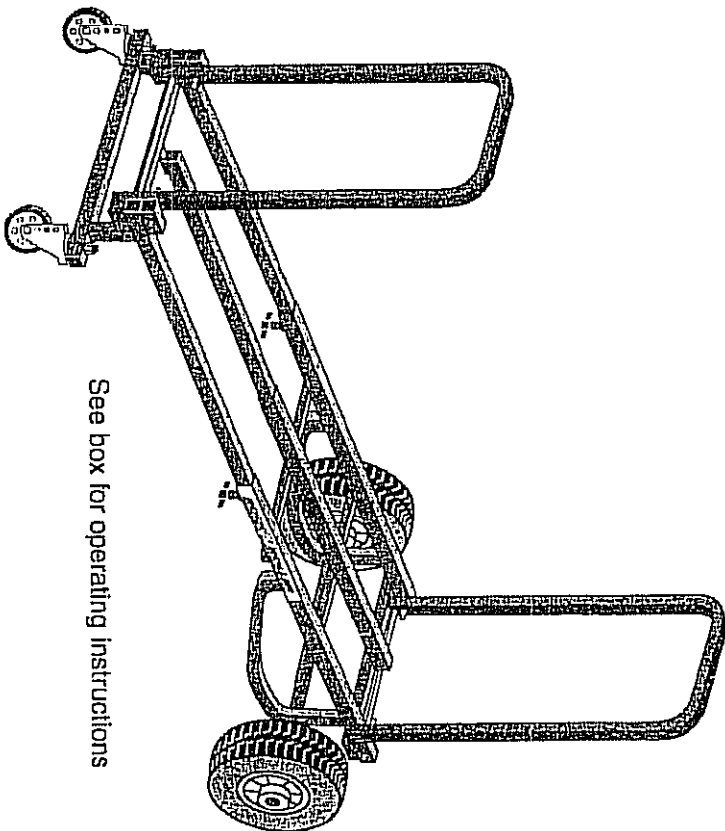


Figure 4

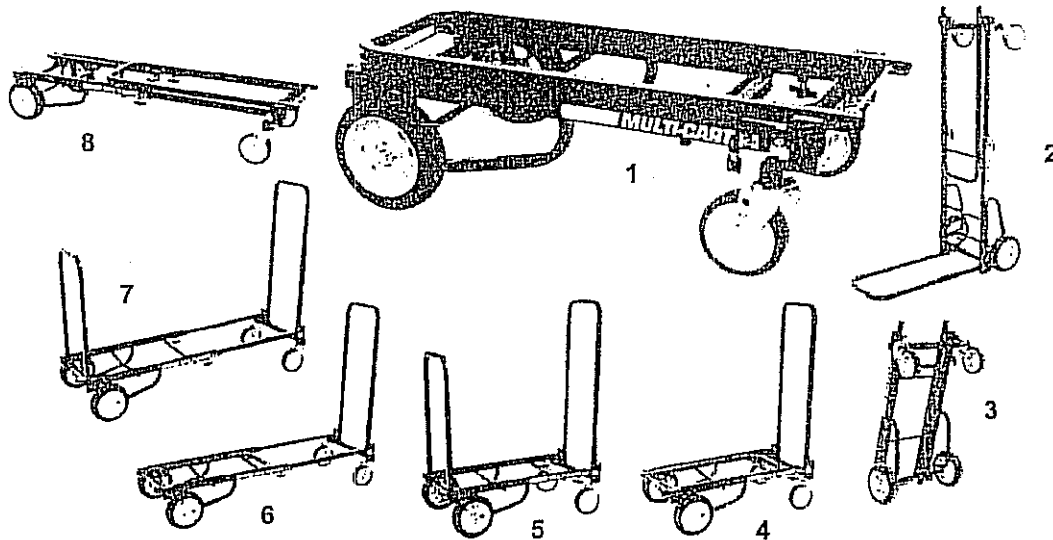


See box for operating instructions

Operating Your Multi-Cart

Multi-Carts instantly transform into any of 8 different configurations: short furniture dolly, long furniture dolly, short hi-stacker, long hi-stacker, short platform cart, long platform cart, 2-wheel handtruck, and storage/transport. When using Multi-Cart in extended 4-wheel dolly configuration, distribute load evenly over frame bed when possible, placing the heaviest items over the large rear wheels to make rolling easier. Over rough terrain, it is recommended to push cart with the large wheels forward. Caution: when loading equipment on a hill or incline, set brake (Block wheels if load is very heavy).

INSTANTLY TRANSFORMS INTO ANY OF 8 CONFIGURATIONS:



1. SHORT FURNITURE DOLLY: place cart of all four wheels with sides folded down as shown.
2. 2-WHEEL HAND TRUCK: Extend cart into 4-wheel hi-stacker configuration. Set on one end as shown, pull top release cable and lower top foldable side.
3. STORAGE/TRANSPORT: With sides upright, place cart on end, loosen wingbolts under frame 1/4 turn, push in extension stop button, and push down to compact cart to minimum length. Retighten wingbolts. Place cart on all 4 wheels. FOLD HANDLES IN THIS ORDER: 1st, push down release cable over large wheels with one hand and fold down side with the other hand. 2nd, fold side over front swivel casters in the same manner. **Cart will not fold down correctly unless done in this order.** Stand cart on end to store or place upside down to ride in vehicles or on airport conveyor belts.
4. SHORT PLATFORM CART: Firmly push down on release cable located over swivel casters with one hand while raising the foldable side with the other hand until side locks into place in upright position.
5. SHORT HI-STACKER: Raise both sides as previously described.
6. LONG PLATFORM CART: Take short hi-stacker configuration and set on 2 large wheels (upright). Loosen 2 wingbolts 1/4 turn and pull frame upward until button engages. Retighten wingbolts and set cart back on all 4 wheels.
7. LONG HI-STACKER: Raise folded handle of long platform cart.
8. LONG PLATFORM CART: From long hi-stacker configurations, fold down side over large wheels first, then fold down side over swivel casters.

***** ORIGINAL INVOICE *****

INVOICE# PAGE#
00634817 1

REMIT PAYMENT TO:
Advantus Corp.
12276 San Jose Blvd., Bldg 618
Jacksonville, FL 32223
Tel: 904-482-0091
Fax: 904-482-0099

DATE
07/28/08

SOLD TO:
ADVANTUS CORP.
DO NOT MAIL INVOICE WHEN PRINT

SHIPPED TO:
INDEPENDENCE BUSINESS SUPPLY
4550 HINCKLEY PARKWAY
CHRIS ROZZO
CLEVELAND, OH 44109-6010

ORDER#	ORD DATE	CUST #	LOC	SLSP	PURCHASE ORDER #	SHIP VIA	FRT PAY
0495479	07/21/08	100GA	JAX	013	2163988880	FED-EX	GROUND

Ordered	Shipped	Backord	ITEM #/DESCRIPTION	PRICE	UM	DISC %	TOTAL
1	1		SP86201WH PARTS, MULTICART, SWIVEL WHEEL WITH CASTER	.000	EA		.00
1	1		MISC 86201 HARWARE PACK (SCREWS)	.000	EA		.00

COMMENTS

SALE AMOUNT US\$.00
MISC CHARGE	.00
SHIPPING & HANDLING	.00
SALES TAX	.00
TOTAL US\$.00
AMT. RECEIVED	.00

TERMS

NET UPON RECPT

BALANCE DUE US\$.00
------------------	-----

Advantus Shipment #/Tracking #: 00292092 050070140744220