

# Suggestion Box

VF50007 OK

Vertiflex  
Products™

Wall Mounting Instructions

[www.advantus.com](http://www.advantus.com)

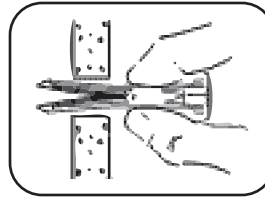
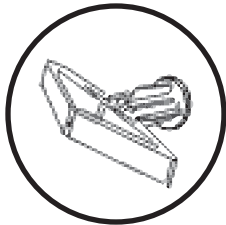
904.482.0091

Tools Required:

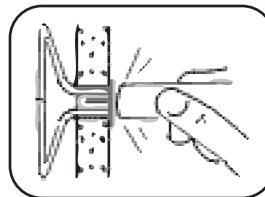
- Phillips Screwdriver
- Drill with 3/8" Drill Bit

1. POSITION PAPER TEMPLATE ON WALL WHERE SUGGESTION BOX WILL BE MOUNTED AND DRILL FOR PLASTIC ANCHORS.

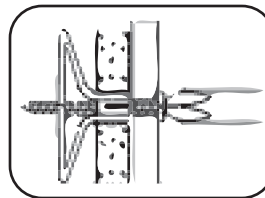
2. INSERT ANCHORS USING 3/8" BIT



1. Drill 3/8" hole. Squeeze Anchor flat and push into hole



2. Tap flush with wall.



3. Put fixture in place, insert screw and tighten until it feels secure.

CUT HERE FOR PAPER TEMPLATE

